

Computerised results and timing service provided by TISSOT


MotoGP

GMC AUSTRALIAN GRAND PRIX

Warm Up

Classification

16

|  Rider | Nation | Team | Motorcycle | Time | Lap | Total | Gap | Top Speed |
|---|--------|----------------------|------------|----------|-----|-------|-------|-------------|
| 1 27 Casey STONER | AUS | Ducati Marlboro Team | DUCATI | 1'30.860 | 15 | 15 | | 324.6 |
| 2 46 Valentino ROSSI | ITA | Fiat Yamaha Team | YAMAHA | 1'31.335 | 11 | 14 | 0.475 | 0.475 317.2 |
| 3 14 Randy DE PUNIET | FRA | Kawasaki Racing Team | KAWASAKI | 1'31.362 | 11 | 14 | 0.502 | 0.027 317.6 |
| 4 1 Nicky HAYDEN | USA | Repsol Honda Team | HONDA | 1'31.454 | 10 | 13 | 0.594 | 0.092 315.6 |
| 5 4 Alex BARROS | BRA | Pramac d'Antin | DUCATI | 1'31.561 | 6 | 9 | 0.701 | 0.107 317.6 |
| 6 26 Dani PEDROSA | SPA | Repsol Honda Team | HONDA | 1'31.609 | 12 | 13 | 0.749 | 0.048 321.4 |
| 7 33 Marco MELANDRI | ITA | Honda Gresini | HONDA | 1'31.703 | 7 | 14 | 0.843 | 0.094 314.9 |
| 8 13 Anthony WEST | AUS | Kawasaki Racing Team | KAWASAKI | 1'31.883 | 6 | 13 | 1.023 | 0.180 316.7 |
| 9 65 Loris CAPIROSSI | ITA | Ducati Marlboro Team | DUCATI | 1'32.129 | 13 | 13 | 1.269 | 0.246 320.7 |
| 10 21 John HOPKINS | USA | Rizla Suzuki MotoGP | SUZUKI | 1'32.234 | 9 | 15 | 1.374 | 0.105 312.8 |
| 11 7 Carlos CHECA | SPA | Honda LCR | HONDA | 1'32.259 | 10 | 15 | 1.399 | 0.025 309.9 |
| 12 50 Sylvain GUINTOLI | FRA | Dunlop Yamaha Tech 3 | YAMAHA | 1'32.380 | 11 | 15 | 1.520 | 0.121 309.8 |
| 13 5 Colin EDWARDS | USA | Fiat Yamaha Team | YAMAHA | 1'32.573 | 10 | 14 | 1.713 | 0.193 315.7 |
| 14 24 Toni ELIAS | SPA | Honda Gresini | HONDA | 1'32.707 | 11 | 11 | 1.847 | 0.134 308.8 |
| 15 71 Chris VERMEULEN | AUS | Rizla Suzuki MotoGP | SUZUKI | 1'32.843 | 13 | 14 | 1.983 | 0.136 313.3 |
| 16 57 Chaz DAVIES | GBR | Pramac d'Antin | DUCATI | 1'32.895 | 13 | 13 | 2.035 | 0.052 318.1 |
| 17 56 Shinya NAKANO | JPN | Konica Minolta Honda | HONDA | 1'33.799 | 6 | 14 | 2.939 | 0.904 312.7 |
| 18 6 Makoto TAMADA | JPN | Dunlop Yamaha Tech 3 | YAMAHA | 1'34.062 | 13 | 13 | 3.202 | 0.263 311.3 |
| 19 80 Kurtis ROBERTS | USA | Team Roberts | KR212V | 1'34.819 | 8 | 10 | 3.959 | 0.757 305.6 |

Practice condition: Dry

Air: 14°
Humidity: 61%
Ground: 18°

Fastest Lap: Lap: 15

Circuit Record Lap: 2005

Circuit Best Lap: 2006

Casey STONER

Marco MELANDRI

Nicky HAYDEN

1'30.860 176.235 Km/h

1'30.332 177.266 Km/h

1'29.020 179.878 Km/h

The results are provisional until the end of the limit for protest and appeals.

Time limit for protest expires 120' after publication of the results - Mr. Time:

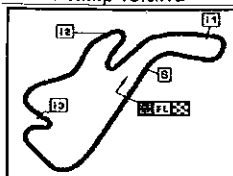
These data/results cannot be reproduced, stored and/or transmitted in whole or in part by any manner of electronic, mechanical, photocopying, recording, broadcasting or otherwise now known or herein after developed without the previous express consent by the copyright owner, except for reproduction in daily press and regular printed publications on sale to the public within 60 days of the event related to those data/results and always provided that copyright symbol appears together as follows below.

© DORNA, 2007

Official MotoGP Timing by TISSOT
www.motogp.com

Phillip Island, Sunday, October 14, 2007





4448 m.

GMC AUSTRALIAN GRAND PRIX

Warm Up

Top Speed & Average

17

| Rider | Nation | Motorcycle | Top 5 speeds | | | | | Average | Top |
|---------------------|--------|------------|--------------|-------|-------|-------|-------|---------|-------|
| 27 Casey STONER | AUS | DUCATI | 324.6 | 324.6 | 324.3 | 324.1 | 323.9 | 324.3 | 324.6 |
| 26 Dani PEDROSA | SPA | HONDA | 321.4 | 320.3 | 318.8 | 318.2 | 317.4 | 319.2 | 321.4 |
| 65 Loris CAPIROSSI | ITA | DUCATI | 320.7 | 318.4 | 315.3 | 315.1 | 314.6 | 316.8 | 320.7 |
| 57 Chaz DAVIES | GBR | DUCATI | 318.1 | 317.9 | 317.9 | 317.8 | 316.7 | 317.7 | 318.1 |
| 14 Randy DE PUNIET | FRA | KAWASAKI | 317.6 | 317.0 | 316.6 | 316.3 | 315.7 | 316.6 | 317.6 |
| 4 Alex BARROS | BRA | DUCATI | 317.6 | 316.6 | 315.9 | 315.6 | 314.7 | 316.1 | 317.6 |
| 46 Valentino ROSSI | ITA | YAMAHA | 317.2 | 315.5 | 315.4 | 315.2 | 315.1 | 315.7 | 317.2 |
| 13 Anthony WEST | AUS | KAWASAKI | 316.7 | 316.6 | 315.3 | 314.6 | 313.9 | 315.4 | 316.7 |
| 5 Colin EDWARDS | USA | YAMAHA | 315.7 | 315.2 | 314.8 | 314.4 | 313.4 | 314.7 | 315.7 |
| 1 Nicky HAYDEN | USA | HONDA | 315.6 | 315.2 | 315.2 | 315.2 | 314.8 | 315.2 | 315.6 |
| 33 Marco MELANDRI | ITA | HONDA | 314.9 | 314.6 | 314.5 | 314.2 | 313.4 | 314.2 | 314.9 |
| 71 Chris VERMEULEN | AUS | SUZUKI | 313.3 | 312.3 | 312.3 | 311.7 | 311.0 | 311.9 | 313.3 |
| 21 John HOPKINS | USA | SUZUKI | 312.8 | 312.6 | 312.2 | 311.9 | 311.7 | 312.3 | 312.8 |
| 56 Shinya NAKANO | JPN | HONDA | 312.7 | 312.0 | 310.8 | 309.1 | 308.3 | 310.6 | 312.7 |
| 6 Makoto TAMADA | JPN | YAMAHA | 311.3 | 309.4 | 308.5 | 308.5 | 308.3 | 309.2 | 311.3 |
| 7 Carlos CHECA | SPA | HONDA | 309.9 | 309.5 | 309.2 | 308.5 | 308.2 | 309.0 | 309.9 |
| 50 Sylvain GUINTOLI | FRA | YAMAHA | 309.8 | 309.3 | 309.2 | 309.2 | 308.4 | 309.2 | 309.8 |
| 24 Toni ELIAS | SPA | HONDA | 308.8 | 307.6 | 307.3 | 307.1 | 305.5 | 307.3 | 308.8 |
| 80 Kurtis ROBERTS | USA | KR212V | 305.6 | 304.9 | 304.8 | 303.7 | 302.7 | 304.3 | 305.6 |

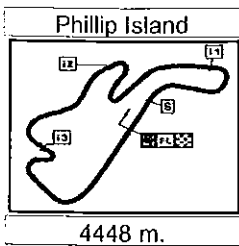
These data/results cannot be reproduced, stored and/or transmitted in whole or in part by any manner of electronic, mechanical, photocopying, recording, broadcasting or otherwise now known or herein after developed without the previous express consent by the copyright owner, except for reproduction in daily press and regular printed publications on sale to the public within 60 days of the event related to those data/results and always provided that copyright symbol appears together as follows below.

© DORNA, 2007

Official MotoGP Timing by TISSOT
www.motogp.com

Phillip Island, Sunday, October 14, 2007





Computerised results and timing service provided by TISSOT

MotoGP

GMC AUSTRALIAN GRAND PRIX

Warm Up

Chronological Analysis of Performances

18

| P Crossing the finish line in pit lane | | T1 Time from finish line to 1st intermediate | | | | T2 Time from 1st intermed. to 2nd intermed. | | | | T3 Time from 2nd intermed. to 3rd intermed. | | | | T4 Time from 3rd intermediate to finish line | | | | | | |
|--|-----------------|--|---------------|--------------|---------|---|--------|----------|----|---|----|----|-------|--|----------|----|----|----|----|-------|
| Lap | Lap Time | T1 | T2 | T3 | T4 | Speed | Lap | Lap Time | T1 | T2 | T3 | T4 | Speed | Lap | Lap Time | T1 | T2 | T3 | T4 | Speed |
| 1st | 27 | Casey STONER | | | | Ducati Marlboro Team AUS | | | | | | | | | | | | | | |
| | | Runs=2 | Total laps=15 | Full laps=12 | | | | | | | | | | | | | | | | |
| 1 | 2'44.273 | 1'09.058 | 28.970 | 18.888 | 49.647 | | | | | | | | | | | | | | | |
| 2 | 2'41.410 P | 26.442 | 25.614 | 18.706 | 111.158 | 232.3 | | | | | | | | | | | | | | |
| 3 | 1'43.014 | 31.207 | 25.071 | 18.871 | 25.656 | | | | | | | | | | | | | | | |
| 4 | 1'32.517 | 22.046 | 27.045 | 17.729 | 25.697 | 324.3 | | | | | | | | | | | | | | |
| 5 | 1'31.167 | 21.794 | 26.631 | 17.633 | 25.109 | 323.8 | | | | | | | | | | | | | | |
| 6 | 1'31.488 | 21.792 | 26.583 | 17.734 | 25.379 | 324.6 | | | | | | | | | | | | | | |
| 7 | 1'31.462 | 21.803 | 26.734 | 17.677 | 25.248 | 322.9 | | | | | | | | | | | | | | |
| 8 | 1'31.335 | 21.691 | 26.678 | 17.658 | 25.308 | 324.6 | | | | | | | | | | | | | | |
| 9 | 1'31.302 | 21.727 | 26.577 | 17.777 | 25.221 | 322.5 | | | | | | | | | | | | | | |
| 10 | 1'30.966 | 21.692 | 26.392 | 17.524 | 25.358 | 322.4 | | | | | | | | | | | | | | |
| 11 | 1'31.336 | 21.626 | 26.508 | 17.883 | 25.319 | 323.8 | | | | | | | | | | | | | | |
| 12 | 1'31.152 | 21.779 | 26.589 | 17.625 | 25.159 | 322.4 | | | | | | | | | | | | | | |
| 13 | 1'31.101 | 21.649 | 26.466 | 17.664 | 25.322 | 323.9 | | | | | | | | | | | | | | |
| 14 | 1'30.966 | 21.652 | 26.465 | 17.574 | 25.275 | 324.1 | | | | | | | | | | | | | | |
| 15 | 1'30.860 | 21.582 | 26.409 | 17.677 | 25.192 | 323.8 | | | | | | | | | | | | | | |
| 4th | 1 | Nicky HAYDEN | | | | Repsol Honda Team USA | | | | | | | | | | | | | | |
| | | Runs=3 | Total laps=13 | Full laps=9 | | | | | | | | | | | | | | | | |
| 1 | 2'18.073 | 42.078 | 28.518 | 18.637 | 47.389 | | | | | | | | | | | | | | | |
| 2 | 3'08.859 P | 26.410 | 27.708 | 18.257 | 156.494 | 227.6 | | | | | | | | | | | | | | |
| 3 | 4'10.212 P | 26.387 | 26.598 | 19.038 | 254.187 | | | | | | | | | | | | | | | |
| 4 | 1'44.905 | 30.523 | 29.823 | 18.385 | 23.473 | | | | | | | | | | | | | | | |
| 5 | 1'34.641 | 22.609 | 27.826 | 18.210 | 25.996 | 314.5 | | | | | | | | | | | | | | |
| 6 | 1'32.987 | 22.142 | 27.151 | 17.910 | 25.784 | 315.2 | | | | | | | | | | | | | | |
| 7 | 1'32.316 | 22.040 | 27.001 | 17.657 | 25.618 | 314.3 | | | | | | | | | | | | | | |
| 8 | 1'32.465 | 22.025 | 27.103 | 17.799 | 25.538 | 315.2 | | | | | | | | | | | | | | |
| 9 | 1'31.965 | 21.969 | 26.992 | 17.599 | 25.405 | 315.6 | | | | | | | | | | | | | | |
| 10 | 1'31.454 | 21.838 | 26.731 | 17.490 | 25.395 | 314.7 | | | | | | | | | | | | | | |
| 11 | 1'32.543 | 21.904 | 27.046 | 17.888 | 25.705 | 315.2 | | | | | | | | | | | | | | |
| 12 | 1'32.668 | 22.202 | 27.017 | 17.877 | 25.572 | 314.8 | | | | | | | | | | | | | | |
| 13 | 1'31.820 | 21.879 | 26.855 | 17.719 | 25.367 | 314.2 | | | | | | | | | | | | | | |
| 5th | 4 | Alex BARROS | | | | Pramac d'Antin BRA | | | | | | | | | | | | | | |
| | | Runs=2 | Total laps=9 | Full laps=6 | | | | | | | | | | | | | | | | |
| 1 | 12'49.126 | 11'33.440 | 30.548 | 18.841 | 23.137 | | | | | | | | | | | | | | | |
| 2 | 2'05.147 P | 32.714 | 27.544 | 18.186 | 58.838 | 312.8 | | | | | | | | | | | | | | |
| 3 | 1'48.702 | 31.608 | 30.502 | 18.546 | 28.941 | | | | | | | | | | | | | | | |
| 4 | 1'33.062 | 22.637 | 27.267 | 17.799 | 25.359 | 310.9 | | | | | | | | | | | | | | |
| 5 | 1'31.899 | 21.934 | 26.822 | 17.755 | 25.388 | 315.9 | | | | | | | | | | | | | | |
| 6 | 1'31.561 | 21.851 | 26.823 | 17.615 | 25.272 | 314.7 | | | | | | | | | | | | | | |
| 7 | 1'35.221 | 22.127 | 27.928 | 19.072 | 26.094 | 317.6 | | | | | | | | | | | | | | |
| 8 | 1'31.972 | 22.027 | 26.829 | 17.705 | 25.411 | 316.6 | | | | | | | | | | | | | | |
| 9 | 1'31.831 | 21.978 | 26.771 | 17.737 | 25.345 | 315.6 | | | | | | | | | | | | | | |
| 6th | 26 | Dani PEDROSA | | | | Repsol Honda Team SPA | | | | | | | | | | | | | | |
| | | Runs=3 | Total laps=13 | Full laps=8 | | | | | | | | | | | | | | | | |
| 1 | 2'38.389 | 55.317 | 31.097 | 18.838 | 52.152 | | | | | | | | | | | | | | | |
| 2 | 3'14.958 P | 27.531 | 28.788 | 19.256 | 159.405 | 230.8 | | | | | | | | | | | | | | |
| 3 | 1'48.057 | 31.876 | 28.861 | 19.067 | 28.286 | | | | | | | | | | | | | | | |
| 4 | 1'35.027 | 23.143 | 27.704 | 18.491 | 25.689 | 309.0 | | | | | | | | | | | | | | |
| 5 | 1'33.654 | 22.477 | 27.223 | 18.295 | 25.659 | 318.2 | | | | | | | | | | | | | | |
| 6 | 1'33.829 | 23.226 | 27.219 | 18.037 | 25.347 | 309.1 | | | | | | | | | | | | | | |
| 7 | 1'32.529 | 22.113 | 26.938 | 18.036 | 25.442 | 320.3 | | | | | | | | | | | | | | |
| 8 | 4'05.894 P | 22.778 | 34.126 | 18.975 | 322.746 | 314.4 | | | | | | | | | | | | | | |
| 9 | 1'45.083 | 31.988 | 29.038 | 18.760 | 28.159 | | | | | | | | | | | | | | | |
| 10 | 1'35.945 | 22.875 | 29.669 | 18.092 | 25.309 | 314.3 | | | | | | | | | | | | | | |
| 11 | 1'31.963 | 22.162 | 26.729 | 17.891 | 25.181 | 317.4 | | | | | | | | | | | | | | |
| 12 | 1'31.609 | 21.923 | 26.761 | 17.748 | 25.177 | 321.4 | | | | | | | | | | | | | | |
| 13 | 1'31.752 | 21.996 | 26.723 | 17.807 | 25.226 | 318.8 | | | | | | | | | | | | | | |
| 7th | 33 | Marco MELANDRI | | | | Honda Gresini ITA | | | | | | | | | | | | | | |
| | | Runs=2 | Total laps=15 | Full laps=11 | | | | | | | | | | | | | | | | |
| 1 | 3'31.081 | 1'40.889 | 30.257 | 18.466 | 54.489 | | | | | | | | | | | | | | | |
| 2 | 2'00.180 P | 28.887 | 28.364 | 18.533 | 28.038 | 231.0 | | | | | | | | | | | | | | |
| 3 | 1'40.373 | 28.781 | 28.314 | 18.488 | 25.981 | | | | | | | | | | | | | | | |
| 4 | 1'32.527 | 22.299 | 27.019 | 17.793 | 25.416 | 314.2 | | | | | | | | | | | | | | |
| 5 | 1'32.346 | 21.929 | 27.228 | 17.781 | 25.408 | 314.5 | | | | | | | | | | | | | | |
| 6 | 1'32.048 | 21.973 | 26.871 | 17.798 | 25.406 | 314.4 | | | | | | | | | | | | | | |
| Fastest Lap: | Casey STONER | Ducati Marlboro Team AUS | 1'30.860 | 21.582 | 26.409 | 17.677 | 25.192 | | | | | | | | | | | | | |

These data/results cannot be reproduced, stored and/or transmitted in whole or in part by any manner of electronic, mechanical, photocopying, recording, broadcasting or otherwise now known or herein after developed without the previous express consent by the copyright owner, except for reproduction in daily press and regular printed publications on sale to the public within 60 days of the event related to those data/results and always provided that copyright symbol appears together as follows below.
© DORNA, 2007



Warm Up

MotoGP

| Lap | Lap Time | T1 | T2 | T3 | T4 | Speed | Lap | Lap Time | T1 | T2 | T3 | T4 | Speed |
|-----|----------|--------|--------|--------|--------|-------|-----|----------|--------|--------|--------|--------|-------|
| 7 | 1'31.703 | 21.842 | 26.691 | 17.781 | 25.389 | 312.2 | 3 | 1'33.430 | 30.481 | 28.033 | 18.623 | 26.113 | |
| 8 | 1'31.958 | 21.879 | 26.839 | 17.857 | 25.383 | 313.2 | 4 | 1'33.983 | 22.686 | 27.308 | 18.170 | 25.819 | 305.8 |
| 9 | 1'32.601 | 21.962 | 26.780 | 17.772 | 26.087 | 313.2 | 5 | 1'33.032 | 22.293 | 27.083 | 18.090 | 25.566 | 305.4 |
| 10 | 1'36.292 | 24.761 | 27.945 | 18.021 | 25.565 | 314.9 | 6 | 1'32.775 | 22.326 | 26.907 | 17.889 | 25.653 | 308.2 |
| 11 | 1'31.932 | 21.931 | 26.871 | 17.720 | 25.410 | 312.7 | 7 | 1'32.916 | 22.380 | 26.978 | 17.971 | 25.587 | 304.0 |
| 12 | 1'40.350 | 23.360 | 31.246 | 19.743 | 26.001 | 313.4 | 8 | 1'32.581 | 22.162 | 26.934 | 17.944 | 25.541 | 307.8 |
| 13 | 1'32.871 | 22.054 | 27.074 | 18.041 | 25.702 | 314.6 | 9 | 1'32.465 | 22.118 | 26.876 | 17.924 | 25.547 | 309.2 |
| 14 | 1'31.747 | 21.900 | 26.639 | 17.812 | 25.396 | 312.1 | 10 | 1'32.259 | 22.026 | 26.873 | 17.893 | 25.467 | 309.9 |
| PIT | | 21.985 | 29.133 | 20.549 | | 313.2 | 11 | 1'32.678 | 22.145 | 26.895 | 18.007 | 25.631 | 309.5 |
| 12 | 1'32.779 | 22.262 | 26.838 | 18.063 | 25.616 | 307.7 | 12 | 1'32.779 | 22.262 | 26.838 | 18.063 | 25.616 | 307.7 |
| 13 | 1'39.714 | 24.011 | 30.193 | 19.461 | 26.049 | 306.9 | 13 | 1'39.714 | 24.011 | 30.193 | 19.461 | 26.049 | 306.9 |
| 14 | 1'32.909 | 22.295 | 27.025 | 18.015 | 25.574 | 307.1 | 14 | 1'32.909 | 22.295 | 27.025 | 18.015 | 25.574 | 307.1 |
| 15 | 1'33.040 | 22.255 | 27.047 | 18.034 | 25.704 | 308.5 | 15 | 1'33.040 | 22.255 | 27.047 | 18.034 | 25.704 | 308.5 |

8th 13 Anthony WEST Kawasaki Racing Tea AUS
Runs=3 Total laps=13 Full laps=8

| | | | | | | |
|----|------------|--------|--------|--------|--------|-------|
| 1 | 1'23.849 | 31.110 | 30.341 | 19.104 | 23.029 | |
| 2 | 1'18.410 P | 25.774 | 27.048 | 18.110 | 21.698 | 220.0 |
| 3 | 1'48.613 | 34.019 | 29.032 | 18.886 | 26.076 | |
| 4 | 1'32.518 | 22.319 | 26.895 | 17.853 | 25.451 | 315.3 |
| 5 | 1'32.881 | 22.259 | 27.128 | 17.758 | 25.736 | 303.9 |
| 6 | 1'31.883 | 21.997 | 26.660 | 17.742 | 25.484 | 316.7 |
| 7 | 1'32.301 | 22.153 | 26.876 | 17.781 | 25.491 | 313.9 |
| 8 | 1'32.389 | 22.276 | 26.835 | 17.816 | 25.462 | 313.2 |
| 9 | 1'39.849 P | 22.289 | 28.188 | 19.018 | 22.185 | 313.8 |
| 10 | 1'45.080 | 30.928 | 28.829 | 18.798 | 28.012 | |
| 11 | 1'32.544 | 22.263 | 27.034 | 17.818 | 25.429 | 314.6 |
| 12 | 1'32.307 | 22.166 | 26.836 | 17.774 | 25.531 | 316.6 |
| 13 | 1'32.247 | 22.077 | 26.999 | 17.731 | 25.440 | 309.4 |

9th 65 Loris CAPIROSSI Ducati Marlboro Team ITA
Runs=3 Total laps=13 Full laps=8

| | | | | | | |
|----|------------|--------|--------|--------|--------|-------|
| 1 | 1'33.821 | 30.887 | 30.509 | 19.538 | 17.388 | |
| 2 | 1'19.886 P | 26.898 | 28.750 | 19.048 | 21.528 | 223.9 |
| 3 | 1'48.977 | 33.305 | 28.702 | 18.905 | 26.000 | |
| 4 | 1'36.180 | 22.982 | 28.387 | 18.599 | 26.212 | 314.5 |
| 5 | 1'32.407 | 22.173 | 27.043 | 17.904 | 25.287 | 318.4 |
| 6 | 1'32.469 | 21.919 | 27.072 | 17.723 | 25.755 | 320.7 |
| 7 | 1'19.441 P | 29.154 | 36.987 | 24.286 | 24.130 | 225.2 |
| 8 | 1'48.157 | 30.004 | 30.181 | 18.984 | 26.433 | |
| 9 | 1'34.609 | 22.906 | 27.769 | 17.971 | 25.963 | 303.4 |
| 10 | 1'32.963 | 22.257 | 27.278 | 17.870 | 25.558 | 314.6 |
| 11 | 1'32.285 | 21.825 | 27.147 | 17.810 | 25.503 | 315.3 |
| 12 | 1'32.204 | 21.865 | 27.033 | 17.791 | 25.515 | 315.1 |
| 13 | 1'32.129 | 21.703 | 27.041 | 17.864 | 25.521 | 314.1 |

10th 21 John HOPKINS Rizla Suzuki MotoGP USA
Runs=2 Total laps=15 Full laps=12

| | | | | | | |
|----|------------|--------|--------|--------|--------|-------|
| 1 | 1'10.765 | 13.798 | 31.567 | 19.011 | 31.408 | |
| 2 | 2'00.332 P | 26.159 | 27.022 | 18.907 | 11.944 | 231.7 |
| 3 | 1'44.508 | 31.598 | 28.307 | 19.294 | 28.311 | |
| 4 | 1'39.854 | 22.661 | 32.321 | 18.816 | 26.056 | 312.6 |
| 5 | 1'33.456 | 22.327 | 27.215 | 17.875 | 26.039 | 312.2 |
| 6 | 1'32.714 | 22.185 | 26.652 | 17.870 | 26.007 | 312.8 |
| 7 | 1'43.569 | 23.304 | 31.340 | 19.306 | 29.619 | 311.4 |
| 8 | 1'32.871 | 22.254 | 26.839 | 17.866 | 25.912 | 311.9 |
| 9 | 1'32.234 | 22.126 | 26.769 | 17.743 | 25.596 | 310.6 |
| 10 | 1'32.514 | 22.111 | 26.901 | 17.806 | 25.696 | 309.9 |
| 11 | 1'47.553 | 25.824 | 31.731 | 22.872 | 27.126 | 306.5 |
| 12 | 1'32.695 | 22.207 | 27.001 | 17.804 | 25.683 | 309.2 |
| 13 | 1'32.607 | 22.121 | 26.835 | 17.839 | 25.812 | 309.8 |
| 14 | 1'32.852 | 22.168 | 26.882 | 17.836 | 25.966 | 311.7 |
| 15 | 1'33.402 | 22.277 | 26.901 | 18.068 | 26.156 | 305.8 |

11th 7 Carlos CHECA Honda LCR SPA
Runs=2 Total laps=15 Full laps=12

| | | | | | | |
|---|------------|--------|--------|--------|--------|-------|
| 1 | 1'28.342 | 14.496 | 32.887 | 20.265 | 31.814 | |
| 2 | 2'11.982 P | 28.812 | 29.472 | 18.168 | 33.473 | 324.4 |

12th 50 Sylvain GUINTOLI Dunlop Yamaha Tech FRA
Runs=2 Total laps=15 Full laps=12

| | | | | | | |
|----|------------|--------|--------|--------|--------|-------|
| 1 | 1'10.119 | 13.880 | 31.189 | 20.206 | 30.287 | |
| 2 | 2'08.282 P | 27.865 | 28.797 | 18.926 | 53.124 | 223.8 |
| 3 | 1'41.110 | 30.478 | 27.808 | 18.779 | 26.080 | |
| 4 | 1'33.335 | 22.412 | 27.172 | 18.054 | 25.697 | 305.3 |
| 5 | 1'33.400 | 22.141 | 27.319 | 18.021 | 25.919 | 309.8 |
| 6 | 1'33.014 | 22.119 | 27.130 | 17.948 | 25.817 | 309.3 |
| 7 | 1'32.854 | 22.098 | 27.030 | 17.920 | 25.806 | 307.6 |
| 8 | 1'33.169 | 22.216 | 27.046 | 17.972 | 25.935 | 308.0 |
| 9 | 1'33.209 | 22.151 | 27.261 | 17.960 | 25.837 | 306.4 |
| 10 | 1'32.688 | 22.160 | 27.137 | 17.827 | 25.564 | 306.6 |
| 11 | 1'32.380 | 22.028 | 26.972 | 17.820 | 25.560 | 307.7 |
| 12 | 1'32.603 | 22.005 | 27.021 | 17.855 | 25.722 | 308.1 |
| 13 | 1'32.873 | 22.101 | 26.952 | 18.031 | 25.789 | 309.2 |
| 14 | 1'32.537 | 21.993 | 27.068 | 17.816 | 25.660 | 309.2 |
| 15 | 1'32.803 | 22.078 | 27.105 | 17.849 | 25.771 | 308.4 |

13th 5 Colin EDWARDS Fiat Yamaha Team USA
Runs=2 Total laps=14 Full laps=11

| | | | | | | |
|----|------------|--------|--------|--------|--------|-------|
| 1 | 1'43.973 | 30.720 | 30.719 | 19.782 | 30.782 | |
| 2 | 3'04.715 P | 27.401 | 28.704 | 18.143 | 20.938 | 227.3 |
| 3 | 1'44.211 | 30.928 | 28.809 | 18.593 | 28.801 | |
| 4 | 1'34.353 | 22.686 | 27.396 | 18.274 | 25.997 | 310.4 |
| 5 | 1'33.489 | 22.327 | 27.370 | 18.071 | 25.721 | 310.3 |
| 6 | 1'33.054 | 22.213 | 27.183 | 17.998 | 25.660 | 313.2 |
| 7 | 1'33.306 | 22.095 | 27.502 | 18.065 | 26.644 | 315.7 |
| 8 | 1'32.714 | 22.142 | 27.129 | 17.881 | 25.562 | 309.3 |
| 9 | 1'33.040 | 22.115 | 27.270 | 17.965 | 25.690 | 310.9 |
| 10 | 1'32.573 | 22.085 | 27.006 | 17.884 | 25.598 | 314.8 |
| 11 | 1'32.690 | 22.117 | 27.019 | 17.982 | 25.572 | 313.4 |
| 12 | 1'32.980 | 22.040 | 27.184 | 18.069 | 25.687 | 315.2 |
| 13 | 1'39.356 | 22.321 | 32.670 | 18.423 | 25.942 | 312.2 |
| 14 | 1'32.752 | 22.165 | 27.048 | 17.927 | 25.612 | 314.4 |

14th 24 Toni ELIAS Honda Gresini SPA
Runs=3 Total laps=11 Full laps=6

| | | | | | | |
|----|------------|--------|--------|--------|--------|-------|
| 1 | 1'11.074 | 11.219 | 30.649 | 20.708 | 31.970 | |
| 2 | 2'41.797 P | 30.278 | 30.196 | 21.322 | 12.182 | 217.6 |
| 3 | 1'02.827 | 38.038 | 30.822 | 19.216 | 26.380 | |
| 4 | 1'35.405 | 23.245 | 27.807 | 18.342 | 26.011 | 301.4 |
| 5 | 1'10.971 P | 12.493 | 27.796 | 20.879 | 45.803 | 205.5 |
| 6 | 1'11.684 | 28.873 | 28.642 | 18.462 | 29.207 | |
| 7 | 1'33.383 | 22.373 | 27.280 | 18.049 | 25.681 | 308.8 |
| 8 | 1'32.948 | 22.091 | 27.075 | 18.001 | 25.781 | 307.1 |
| 9 | 1'33.006 | 22.252 | 26.911 | 18.128 | 25.715 | 302.3 |
| 10 | 1'39.517 | 23.923 | 31.627 | 17.979 | 25.988 | 307.3 |
| 11 | 1'32.707 | 22.113 | 26.945 | 17.886 | 25.763 | 307.6 |

Fastest Lap: Casey STONER Ducati Marlboro Team AUS 1'30.860 21.582 26.409 17.677 25.192

These data/results cannot be reproduced, stored and/or transmitted in whole or in part by any manner of electronic, mechanical, photocopying, recording, broadcasting or otherwise now known or herein after developed without the previous express consent by the copyright owner, except for reproduction in daily press and regular printed publications on sale to the public within 60 days of the event related to those data/results and always provided that copyright symbol appears together as follows below.
© DORNA, 2007

Official MotoGP Timing by TISSOT
www.motogp.com

Phillip Island, Sunday, October 14, 2007



Warm Up

MotoGP

| Lap | Lap Time | T1 | T2 | T3 | T4 | Speed | Lap | Lap Time | T1 | T2 | T3 | T4 | Speed | |
|-------------|-----------------|--|---------------|---------------|---------------|--------------|-----|----------|-----------------|--------|--------|--------|--------|-------|
| 15th | 71 | Chris VERMEULEN Rizla Suzuki MotoGP AUS | | | | | | 12 | 1'40.323 | 22.645 | 33.124 | 18.685 | 25.869 | 308.5 |
| | | Runs=3 Total laps=14 Full laps=9 | | | | | | 13 | 1'34.062 | 22.483 | 27.675 | 18.251 | 25.653 | 309.4 |
| 1 | 2'00.329 | 35.016 | 30.541 | 19.935 | 42.807 | | | | | | | | | |
| 2 | 2'33.740 P | 27.152 | 28.356 | 19.769 | 2'19.456 | 226.4 | | | | | | | | |
| 3 | 1'45.234 | 31.953 | 28.497 | 18.462 | 26.312 | | | | | | | | | |
| 4 | 1'34.555 | 22.726 | 27.436 | 18.395 | 25.998 | 313.3 | | | | | | | | |
| 5 | 1'34.176 | 22.538 | 27.579 | 18.122 | 25.937 | 312.3 | | | | | | | | |
| 6 | 3'05.226 P | 22.625 | 27.420 | 18.213 | 1'55.932 | 298.2 | | | | | | | | |
| 7 | 1'43.518 | 29.942 | 28.597 | 18.444 | 26.535 | | | | | | | | | |
| 8 | 1'34.238 | 22.754 | 27.404 | 18.116 | 25.964 | 309.4 | | | | | | | | |
| 9 | 1'33.882 | 22.448 | 27.467 | 17.925 | 26.042 | 310.2 | | | | | | | | |
| 10 | 1'33.510 | 22.377 | 27.329 | 18.006 | 25.798 | 311.0 | | | | | | | | |
| 11 | 1'32.950 | 22.180 | 27.119 | 17.824 | 25.827 | 310.5 | | | | | | | | |
| 12 | 1'33.061 | 22.193 | 27.172 | 17.846 | 25.850 | 311.7 | | | | | | | | |
| 13 | 1'32.843 | 22.263 | 27.060 | 17.763 | 25.757 | 312.3 | | | | | | | | |
| 14 | 1'33.286 | 22.250 | 27.148 | 17.927 | 25.961 | 311.0 | | | | | | | | |

| Lap | Lap Time | T1 | T2 | T3 | T4 | Speed | Lap | Lap Time | T1 | T2 | T3 | T4 | Speed | |
|-------------|-----------------|--|---------------|---------------|---------------|-------|-----|----------|----|----|----|----|-------|--|
| 19th | 80 | Kurtis ROBERTS Team Roberts USA | | | | | | | | | | | | |
| | | Runs=3 Total laps=11 Full laps=5 | | | | | | | | | | | | |
| 1 | 2'21.803 | 54.573 | 41.035 | 20.031 | 45.854 | | | | | | | | | |
| 2 | 3'29.367 P | 28.586 | 29.397 | 19.450 | 1'11.362 | 217.9 | | | | | | | | |
| 3 | 1'50.025 | 32.585 | 30.657 | 19.377 | 27.406 | | | | | | | | | |
| 4 | 1'36.034 | 23.569 | 27.892 | 18.494 | 26.079 | 290.5 | | | | | | | | |
| 5 | 1'34.835 | 22.768 | 27.597 | 18.273 | 26.197 | 298.3 | | | | | | | | |
| 6 | 3'17.296 P | 22.082 | 34.232 | 19.740 | 3'10.738 | 305.8 | | | | | | | | |
| 7 | 1'52.704 | 37.470 | 29.469 | 19.501 | 35.255 | | | | | | | | | |
| 8 | 1'34.819 | 22.489 | 27.735 | 18.279 | 26.316 | 304.9 | | | | | | | | |
| 9 | 2'14.315 | 22.459 | 1'01.925 | 20.714 | 29.217 | 303.7 | | | | | | | | |
| 10 | 1'34.990 | 22.682 | 27.658 | 18.327 | 26.323 | 302.7 | | | | | | | | |
| | | PIT | 25.241 | 33.734 | 19.700 | | | | | | | | 304.8 | |

| Lap | Lap Time | T1 | T2 | T3 | T4 | Speed | Lap | Lap Time | T1 | T2 | T3 | T4 | Speed | |
|-------------|-----------------|---------------------------------------|---------------|---------------|---------------|--------------|-----|----------|----|----|----|----|-------|--|
| 16th | 57 | Chaz DAVIES Pramac d'Antin GBR | | | | | | | | | | | | |
| | | Runs=3 Total laps=13 Full laps=8 | | | | | | | | | | | | |
| 1 | 2'18.723 | 1'03.033 | 30.387 | 19.402 | 56.901 | | | | | | | | | |
| 2 | 3'14.248 P | 26.880 | 28.813 | 18.889 | 2'00.204 | 232.3 | | | | | | | | |
| 3 | 1'44.916 | 31.114 | 29.230 | 18.589 | 26.962 | | | | | | | | | |
| 4 | 1'33.553 | 22.339 | 27.441 | 18.043 | 25.730 | 316.3 | | | | | | | | |
| 5 | 1'33.145 | 22.211 | 27.205 | 17.910 | 25.819 | 318.1 | | | | | | | | |
| 6 | 1'33.824 | 22.224 | 27.393 | 18.183 | 26.024 | 316.6 | | | | | | | | |
| 7 | 1'33.964 | 22.176 | 27.458 | 18.169 | 26.161 | 317.9 | | | | | | | | |
| 8 | 3'45.860 P | 22.983 | 29.251 | 21.822 | 2'39.914 | 310.1 | | | | | | | | |
| 9 | 1'52.036 | 31.083 | 32.036 | 20.152 | 26.036 | | | | | | | | | |
| 10 | 1'33.336 | 22.242 | 27.280 | 17.995 | 25.819 | 316.5 | | | | | | | | |
| 11 | 1'33.218 | 22.207 | 27.331 | 18.000 | 25.680 | 316.7 | | | | | | | | |
| 12 | 1'38.914 | 23.761 | 27.856 | 21.274 | 26.023 | 317.9 | | | | | | | | |
| 13 | 1'32.895 | 22.175 | 27.091 | 18.041 | 25.588 | 317.8 | | | | | | | | |

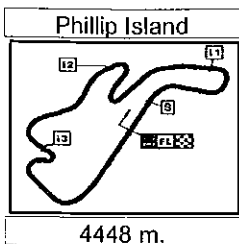
| Lap | Lap Time | T1 | T2 | T3 | T4 | Speed | Lap | Lap Time | T1 | T2 | T3 | T4 | Speed | |
|-------------|-----------------|---|---------------|---------------|---------------|--------------|-----|----------|----|----|----|----|-------|--|
| 17th | 56 | Shinya NAKANO Konica Minolta Honda JPN | | | | | | | | | | | | |
| | | Runs=2 Total laps=14 Full laps=11 | | | | | | | | | | | | |
| 1 | 2'44.862 | 1'02.131 | 30.310 | 19.324 | 52.837 | | | | | | | | | |
| 2 | 2'53.914 P | 26.962 | 28.910 | 19.140 | 1'43.832 | 230.7 | | | | | | | | |
| 3 | 1'44.874 | 31.019 | 29.420 | 19.077 | 26.322 | | | | | | | | | |
| 4 | 1'34.588 | 22.831 | 27.517 | 18.204 | 26.036 | 302.8 | | | | | | | | |
| 5 | 1'34.908 | 22.475 | 28.166 | 18.243 | 26.024 | 312.7 | | | | | | | | |
| 6 | 1'33.799 | 22.572 | 27.295 | 18.149 | 25.783 | 312.0 | | | | | | | | |
| 7 | 1'44.613 | 22.765 | 33.228 | 19.467 | 29.153 | 309.1 | | | | | | | | |
| 8 | 1'34.809 | 22.608 | 27.718 | 18.420 | 26.063 | 308.3 | | | | | | | | |
| 9 | 1'34.301 | 22.471 | 27.537 | 18.256 | 26.037 | 305.7 | | | | | | | | |
| 10 | 1'48.320 | 23.947 | 32.541 | 22.636 | 29.196 | 307.8 | | | | | | | | |
| 11 | 1'34.587 | 22.607 | 27.655 | 18.285 | 26.040 | 305.3 | | | | | | | | |
| 12 | 1'34.456 | 22.529 | 27.589 | 18.398 | 25.940 | 308.1 | | | | | | | | |
| 13 | 1'35.599 | 22.614 | 28.000 | 18.698 | 26.287 | 310.8 | | | | | | | | |
| 14 | 1'34.388 | 22.558 | 27.605 | 18.245 | 25.980 | 303.8 | | | | | | | | |

| Lap | Lap Time | T1 | T2 | T3 | T4 | Speed | Lap | Lap Time | T1 | T2 | T3 | T4 | Speed | |
|-------------|-----------------|---|---------------|---------------|----------|--------------|-----|----------|----|----|----|----|-------|--|
| 18th | 6 | Makoto TAMADA Dunlop Yamaha Tech JPN | | | | | | | | | | | | |
| | | Runs=3 Total laps=13 Full laps=8 | | | | | | | | | | | | |
| 1 | 2'40.234 | 59.057 | 32.002 | 20.041 | 39.014 | | | | | | | | | |
| 2 | 2'42.196 P | 28.120 | 30.131 | 19.671 | 1'24.273 | 127.6 | | | | | | | | |
| 3 | 1'44.019 | 29.630 | 29.183 | 18.828 | 26.377 | | | | | | | | | |
| 4 | 1'37.831 | 22.888 | 28.454 | 18.698 | 27.791 | 308.5 | | | | | | | | |
| 5 | 1'35.428 | 23.145 | 27.832 | 18.550 | 25.901 | 311.3 | | | | | | | | |
| 6 | 1'34.469 | 22.802 | 27.605 | 18.355 | 25.707 | 308.3 | | | | | | | | |
| 7 | 3'14.356 P | 23.090 | 27.614 | 19.967 | 2'05.687 | 304.6 | | | | | | | | |
| 8 | 1'55.921 | 34.889 | 34.078 | 19.047 | 37.108 | | | | | | | | | |
| 9 | 1'38.852 | 25.084 | 28.597 | 18.858 | 26.313 | 304.9 | | | | | | | | |
| 10 | 1'36.637 | 23.045 | 27.585 | 18.524 | 27.483 | 306.3 | | | | | | | | |
| 11 | 1'34.197 | 22.658 | 27.443 | 18.244 | 25.852 | 305.7 | | | | | | | | |

| | | | | | | | | |
|---------------------|--------------|----------------------|-----|----------|--------|--------|--------|--------|
| Fastest Lap: | Casey STONER | Ducati Marlboro Team | AUS | 1'30.860 | 21.582 | 26.409 | 17.677 | 25.192 |
|---------------------|--------------|----------------------|-----|----------|--------|--------|--------|--------|

These data/results cannot be reproduced, stored and/or transmitted in whole or in part by any manner of electronic, mechanical, photocopying, recording, broadcasting or otherwise now known or herein after developed without the previous express consent by the copyright owner, except for reproduction in daily press and regular printed publications on sale to the public within 60 days of the event related to those data/results and always provided that copyright symbol appears together as follows below.
 © DORNA, 2007





GMC AUSTRALIAN GRAND PRIX
Official Starting Grid

19

Race : 27 laps = 120.096 km



| | | |
|--|---|---|
| 1 1'29.201 26 Dani PEDROSA Honda | 2 1'29.419 46 Valentino ROSSI Yamaha | 3 1'29.816 27 Casey STONER Ducati |
| 4 1'29.932 1 Nicky HAYDEN Honda | 5 1'30.090 65 Loris CAPIROSSI Ducati | 6 1'30.110 14 Randy DE PUNIET Kawasaki |
| 7 1'30.325 4 Alex BARROS Ducati | 8 1'30.612 56 Shinya NAKANO Honda | 9 1'30.621 50 Sylvain GUINTOLI Yamaha |
| 10 1'30.649 13 Anthony WEST Kawasaki | 11 1'30.676 5 Colin EDWARDS Yamaha | 12 1'31.078 33 Marco MELANDRI Honda |
| 13 1'31.203 7 Carlos CHECA Honda | 14 1'31.386 21 John HOPKINS Suzuki | 15 1'31.595 6 Makoto TAMADA Yamaha |
| 16 1'31.810 71 Chris VERMEULEN Suzuki | 17 1'32.043 57 Chaz DAVIES Ducati | 18 1'32.442 24 Toni ELIAS Honda |
| 19 1'32.948 80 Kurtis ROBERTS KR212V | | |

The results are provisional until the end of the limit for protest and appeals and until the ratification of the Event Management Committee.

Time limit for protest expires 120' at the latest after publication of the results - Mr. Time:

These data/results cannot be reproduced, stored and/or transmitted in whole or in part by any manner of electronic, mechanical, photocopying, recording, broadcasting or otherwise now known or herein after developed without the previous express consent by the copyright owner, except for reproduction in daily press and regular printed publications on sale to the public within 60 days of the event related to those data/results and always provided that copyright symbol appears together as follows below.

© DORNA, 2007

Official MotoGP Timing by TISSOT
www.motogp.com

Phillip Island, Sunday, October 14, 2007

